



Quick Reference Card

Map of the Realm




Show
Flags




Show
Armies



Show
Battles



Show
Castles



Show
Merchants



Kingdom Map



Go to
Realm



Game
Options




Go to
Treasury



Move
Armies



Transport
Goods



Go to
Summary



Thief Alert



Go to
Castles



End
Turn

Status Flags



Greatest Noble Most Castles Largest Treasury Most Counties Most Troops



Most People Happiest People Next Screen Exit

County Screens



General Screen



Trade Screen



Fields Screen



Raise Army



Labor Screen



County History



Exit

Castle Design

Build Walls



Set Wall Height



Build Keep



Build Tower



Build Gatehouse



Build Hall



Build Moat



Set Central Defensive Point



Foundation View/
Projection View



Floorplan View



Clear Section



Clear Screen



Info Box



Castle View



Save/Load
Design



Exit

