

HEADS




Tails

A RULES LITE
RPG SYSTEM




SUPPLEMENT PACK ONE

this pack
includes:



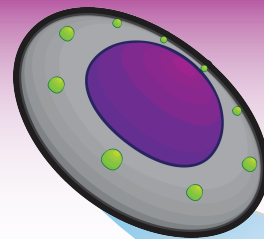
Wild West

supplement



Fantasy

supplement



Sci-Fi

supplement

HEADS Tales

Wild West supplement

“Reach for the sky!”

Western games let us live out our fantasies of the untamed wild west. In a western setting, you’ve got bandits, marshals, and everyone in between. And don’t forget the man in the white/black hat. Inevitably, it all builds up to a shootout, with everyone reaching for their iron and letting the lead fly. What leads up to that shootout is up to you. Robberies, duels, defending honor, the list goes on. You decide which side of the law you’re on, and what you’re going to do when you roll up into town.

Character Examples:

Below you’ll find some examples of character types that you can play as in your Heads or Tales game. Keep in mind that this is not a comprehensive list, nor should you see it as a list of required characters. Pick and choose elements that you want to emphasize, or make up a character type of your own design! The important thing is that you are excited to play this character.

Players: Deputy, rancher, saloon owner, store clerk, prostitute, gunslinger, travelling salesman, native

NPCs: Townsperson, ranch hand, outlaw, marshall, native, town drunk, prospector



GM Scenarios:

Sometimes it’s hard to come up with your own scenario for a roleplaying game, especially if you need to do it on the spot. We’re here to help you out with tables below, which you can quickly use to get the basics of your story set. Feel free to use this information as much or as little as you need. And keep in mind that you don’t need to share all of this information with the players right away. Sometimes it’s more fun for the GM to have a few secrets up their sleeve.

To use a table, simply flip a coin two times. The result of the first flip determines what column to look under, while the result of the second flip determines the row. Flip on as many of the tables as you need to get a scenario built!

		The Problem		The Sherrif is...		Locate:	
		1 st	T	1 st	T	1 st	T
2 nd	H	Outlaws	Natives	Dead	Now You	“Big” City	Ranch
T		The Law	A Newcomer	Killed... by you	Hunting Someone	Small Town	On a Train

Worldbuilding:

Creating role playing stories and worlds shouldn’t be the responsibility of the GM alone. On top of that, it’s more fun if you all contribute to building the world you’re about to play in. Below you will find some questions that the GM can ask the players at the very beginning of the session. These questions will help give some detail to the world, and more importantly allow the players to be contributors to the world’s feel. GMs, make sure you don’t act like your word is law. Let the players inject their ideas into the game; you’ll find that it is more fun for everyone that way!

- What is the state of the locale? How is the local health and wealth? Are we in the middle of a draught, flood season, or somewhere in between?
- What is your individual reputation around town? Do the locals know who you are? What do they think about you? What is your grit?
- How often do problems occur around these parts? Does it have rotten luck, or is this the first time trouble has passed by? In either case, why?



WizBotGames.com



copyright 2017 WizBot Games LLC all rights reserved



HEADS or Tails Fantasy supplement

"I loot the body."


Fantasy games are all about going on impossibly difficult quests and emerging victorious. Not only that, but they call it fantasy for a reason. Make it fantastical! Go over the top describing the appearance of the gruesome troll in the forest. Swing your mighty hammer and cave in the heads of all the goblins around you. Open that treasure chest and take in the overwhelming wealth you've earned. Go all out with this adventure, and may your coins flip true!

Character Examples:

Below you'll find some examples of character types that you can play as in your Heads or Tales game. Keep in mind that this is not a comprehensive list, nor should you see it as a list of required characters. Pick and choose elements that you want to emphasize, or make up a character type of your own design! The important thing is that you are excited to play this character.

Players: Knights, wizards, thieves/rogues, paladins, druids, barbarians, bards, clerics/priests

NPCs: Townsfolk, goblins, dragons, monsters of all shapes and sizes, royalty



GM Scenarios:

Sometimes it's hard to come up with your own scenario for a roleplaying game, especially if you need to do it on the spot. We're here to help you out with tables below, which you can quickly use to get the basics of your story set. Feel free to use this information as much or as little as you need. And keep in mind that you don't need to share all of this information with the players right away. Sometimes it's more fun for the GM to have a few secrets up their sleeve.

To use a table, simply flip a coin two times. The result of the first flip determines what column to look under, while the result of the second flip determines the row. Flip on as many of the tables as you need to get a scenario built!

Quest Giver:		Threat:		Loot:	
1 st	2 nd	1 st	2 nd	1 st	2 nd
H	T	H	T	H	T
H	T	H	T	H	T
Barkeep	Old Mage	A Great Beast in the...	The Forest Seems Alive and...	Weapon of Great Power	Riches Beyond Compare
Local Royalty	Rumors on the Street	Bandits Savage this Land	Unknown Power from a Local Tower	Lands to Call Your Own	Magic Power Barely Understood
T	T	T	T	T	T

Worldbuilding:

Creating role playing stories and worlds shouldn't be the responsibility of the GM alone. On top of that, it's more fun if you all contribute to building the world you're about to play in. Below you will find some questions that the GM can ask the players at the very beginning of the session. These questions will help give some detail to the world, and more importantly allow the players to be contributors to the world's feel. GMs, make sure you don't act like your word is law. Let the players inject their ideas into the game; you'll find that it is more fun for everyone that way!

- Is there magic in this world? If so, how prevalent is it? What does it look like?
- Are there multiple races in this world? Are there elves, dwarves, orcs, etc, or is this a solely human world? What are those other races like?
- What are the relationships between the races?
- What is the state of the world? Is this a time of great wealth and prosperity? Or is the land under the control of a darker power? Where in the world are we right now?



HEADS Tales

Sci-Fi
supplement

“Space... The final frontier.”

Running a science-fiction (sci-fi) game is all about exploration. For this specific supplement, you are members of a ship on their way to a destination, but there is a whole universe for you to explore! Think about the near infinite possibilities of what might be waiting for you in the cosmos. Another important thing to consider is how gritty or realistic you want your game to be. Does the science need to add up, is humanity doing what it can to survive? Or are you looking to have a more over-the-top adventure? No need to pick just one though, some games benefit from having elements of both!

Character Examples:

Below you'll find some examples of character types that you can play as in your Heads or Tales game. Keep in mind that this is not a comprehensive list, nor should you see it as a list of required characters. Pick and choose elements that you want to emphasize, or make up a character type of your own design! The important thing is that you are excited to play this character.

Players: Captain, head of engineering, ship medic, head of security, chief of communications, first officer, computer expert, android

NPCs: Crewmember, space pirate, diplomatic entity, alien, AI

GM Scenarios:

Sometimes it's hard to come up with your own scenario for a roleplaying game, especially if you need to do it on the spot. We're here to help you out with tables below, which you can quickly use to get the basics of your story set. Feel free to use this information as much or as little as you need. And keep in mind that you don't need to share all of this information with the players right away. Sometimes it's more fun for the GM to have a few secrets up their sleeve.

To use a table, simply flip a coin two times. The result of the first flip determines what column to look under, while the result of the second flip determines the row. Flip on as many of the tables as you need to get a scenario built!

Destination:

Flip 1st
2nd

H	T
Unexplored Planet	Anywhere but here
Unknown Monument	Space Station

**Alert Level:
(currently)**

Flip 1st
2nd

H	T
S.O.S. Signal Found	Red Alert on Board
All Clear	Weak Hailing Signal Detected

Searching For:

Flip 1st
2nd

H	T
Diplomatic Solution	Lost Technology
New Home	Knowledge

Worldbuilding:

Creating role playing stories and worlds shouldn't be the responsibility of the GM alone. On top of that, it's more fun if you all contribute to building the world you're about to play in. Below you will find some questions that the GM can ask the players at the very beginning of the session. These questions will help give some detail to the world, and more importantly allow the players to be contributors to the world's feel. GMs, make sure you don't act like your word is law. Let the players inject their ideas into the game; you'll find that it is more fun for everyone that way!

- ✦ Do aliens exist in this part of the universe? Are they still around or long since extinct? Is anyone in the crew an alien?
- ✦ What are your roles as crewmembers of this ship? Is there a strict order of command?
- ✦ Are you an independent ship or part of a larger organization? If solo, what led you to this lifestyle? If part of a group, what is your role in this organization?

CREATED BY



WizBotGames.com



copyright 2017 WizBot Games LLC all rights reserved

